













Legend

-  Lease Agreements
-  Water Mains
-  Sanitary Sewer Pipe
- TOPOGRAPHY**
-  2 FT CONTOURS
-  10 FT CONTOURS
- Zone Type**
-  Airport
-  Commercial
-  Light Industrial
-  Heavy Industrial
-  Open Space Park Reserve
-  Park
-  Public Facility

PARCEL CHARACTERISTICS:

Tax Lot #: 151315B0000600
Parcel area: 9.74 Acres
Zoning: Light Industrial
Road access: Yes
Power:
Water/Sewer: Near
Telecommunications:
Known site constraints: None
Existing structures: None
Known previous uses:
Phase I ESA Available:
Notes: Immediately north of former golf course planned as future business park.