













**Legend**

-  Lease Agreements
-  Water Mains
-  Sanitary Sewer Pipe
- TOPOGRAPHY**
-  2 FT CONTOURS
-  10 FT CONTOURS
- Zone Type**
-  Airport
-  Commercial
-  Light Industrial
-  Heavy Industrial
-  Open Space Park Reserve
-  Park
-  Public Facility

PARCEL CHARACTERISTICS:
<b>Tax Lot #:</b> 1513280000200(A)
<b>Parcel area:</b> 5.8 acres
<b>Zoning:</b> Light Industrial
<b>Road access:</b> Yes
<b>Power:</b>
<b>Water/Sewer:</b> Yes
<b>Telecommunications:</b>
<b>Known site constraints:</b> None
<b>Existing structures:</b> None
<b>Known previous uses:</b>
<b>Phase I ESA Available:</b>
<b>Notes:</b> Site appears served by utilities and has good visibility and access from SW Airport Way.