













Legend

-  Lease Agreements
-  Water Mains
-  Sanitary Sewer Pipe
- TOPOGRAPHY**
-  2 FT CONTOURS
-  10 FT CONTOURS
- Zone Type**
-  Airport
-  Commercial
-  Light Industrial
-  Heavy Industrial
-  Open Space Park Reserve
-  Park
-  Public Facility

PARCEL CHARACTERISTICS:
Tax Lot #: 151328000102
Parcel area: 3.7 acres
Zoning: Light Industrial
Road access: Yes
Power:
Water/Sewer: Yes
Telecommunications:
Known site constraints: None
Existing structures: None
Known previous uses:
Phase I ESA Available:
Notes: Parcel has good access and visibility and appears readily servable with utilities.